



OUTCOMES AFTER HOLY CROSS

THE REPORT ON THE CLASS OF 2016

WHERE ARE THEY NOW

CLASS OF 2016

699 STUDENTS
607 RESPONDENTS

87%
KNOWLEDGE RATE

Each year, the College of the Holy Cross conducts a survey of the graduating class. This report is the result of the collected responses from the class of 2016 regarding employment, volunteer, graduate/professional school, fellowship or other plans.

The reports on the classes of 2010-2016 are available on the Center for Career Development website at www.holycross.edu/support-and-resources/careerplanning-center/students.

STARTING SALARY PROFILE




HOLY CROSS
Salary Range

\$16,100



\$122,500



HOLY CROSS
Mean Salary



\$50,534



HOLY CROSS
Median Salary

\$48,000

74%

EMPLOYED FULL-TIME (448)

TOP SIX EMPLOYERS NUMBER OF STUDENTS



DANA FARBER (15)



EY (13)



MASS GENERAL (13)



JP MORGAN (7)



SCRIBEAMERICA (7)



TEACH FOR AMERICA (7)

14%

GRADUATE SCHOOL (83)

TOP SIX DEGREE TYPES NUMBER OF STUDENTS



28% PROFESSIONAL MASTER (23)



22% HEALTH (18)



22% LAW (18)



12% ACADEMIC MASTER (10)



13% PHD (11)



5% OTHER (3)

5%

VOLUNTEER FULL-TIME (31)

TOP SIX PROGRAMS NUMBER OF STUDENTS



JESUIT VOLUNTEER CORPS (11)



AMERICORPS (3)



CITY YEAR (2)



JVC NORTHWEST (2)



NATIVITY SCHOOL (2)



PEACE CORPS (2)

3%

INTERNSHIP (16)

2%

FELLOWSHIP (13)

TOP THREE FELLOWSHIPS NUMBER OF STUDENTS

FULBRIGHT TEACHING GRANT (5)
AUXILIAR DE CONVERSACIÓN (3)
MEDDEAS (2)

1% TRAVEL (8) / 1% SEEKING FULL-TIME EMPLOYMENT (5) / <1% SEEKING ENROLLMENT IN GRADUATE SCHOOL (3)

TOP TEN INDUSTRIES

with AVERAGE SALARY /
number of RESPONDENTS /
and SAMPLE EMPLOYERS



16%

HEALTH
CARE
71 STUDENTS

\$38,877

31/71 STUDENTS

Brigham & Women's Hospital (3); Dana Farber Cancer Institute (15); Massachusetts General Hospital (13); Memorial Sloan Kettering; New York Presbyterian Hospital (2)



15%

FINANCIAL
SERVICES
67 STUDENTS

\$62,732

41/67 STUDENTS

Barclays (2); Goldman Sachs (2); JP Morgan (7); State Street Corporation (3); UBS (5)




9%

EDUCATION
39 STUDENTS

\$39,049

20/39 STUDENTS

EF Education First (2); Regis High School; Teach for America (7); Worcester Public Schools



8%

GOVERNMENT,
POLITICS & LAW
35 STUDENTS

\$45,362

21/35 STUDENTS

Boston Public Health Department; Congressman Jim McGovern; Cravath, Swaine & Moore; Federal Reserve; United States Department of Justice



5%

ACCOUNTING
24 STUDENTS



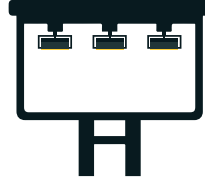
5%

CONSULTING
22 STUDENTS



5%

TECHNOLOGY
22 STUDENTS



4%

MARKETING &
ADVERTISING
19 STUDENTS



4%

NON-FOR-PROFIT
18 STUDENTS



4%

COMMUNICATIONS
(Media, Public
Relations, Publishing)
17 STUDENTS

\$57,833

21/24 STUDENTS

\$63,250

18/22 STUDENTS

\$58,286

14/22 STUDENTS

\$42,778

9/19 STUDENTS

\$33,375

8/18 STUDENTS

\$40,875

4/17 STUDENTS

Deloitte (5);
EY (4);
PwC (3);
RSM US (5)

Alpha Sights (2);
CarriageHouse
Consulting (2); EY (9);
Industrial Economics;
Public Consulting
Group

EMC (3); Eze Software
Group (3); Oracle (2);
Salesforce

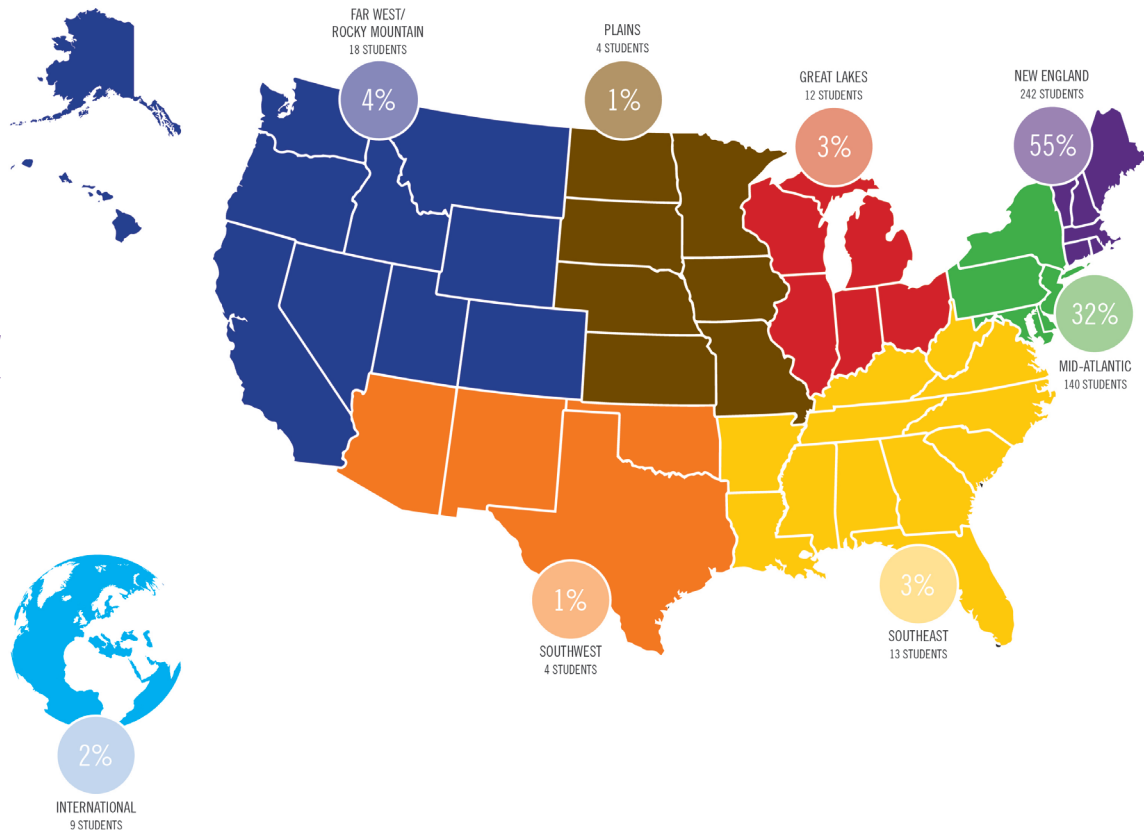
Catchpoint Systems;
EverQuote; Havas
Edge; Mediavest
Group; Tremor Video

Amnesty International;
Manhattan Institute
(2); Natural History
Museum LA; United
South End Settlements;
United Way (2)

Cosmopolitan
Magazine, Hollywood
Reporter, iHeartMedia,
NBCUniversal (2);
Weather Channel

EMPLOYMENT GEOGRAPHY

PERCENTAGE /
NUMBER OF STUDENTS



TOP FIVE CITIES FOR EMPLOYMENT



28%
BOSTON
125 STUDENTS



23%
NEW YORK CITY
101 STUDENTS

AND ROUNDING
OUT THE TOP FIVE

4% **WORCESTER** 18 STUDENTS
2% **WASHINGTON, D.C.** 9 STUDENTS
1% **CHICAGO** 5 STUDENTS

INTERNSHIPS



74%

CLASS OF 2016
INTERNSHIP
PARTICIPATION
(DURING THE COURSE OF
THEIR COLLEGE CAREER)



79%

OF GRADUATES EMPLOYED
WITHIN 9 MONTHS OF
GRADUATION DID AN
INTERNSHIP OR RESEARCH
WHILE A STUDENT


74%

CLASS OF 2016
INTERNSHIP
PARTICIPATION
(DURING THE COURSE OF
THEIR COLLEGE CAREER)



16% The **average starting salary** for students who did an internship or research while a student was 16% higher than for those who did not. **(\$51,718)**

11% The **median starting salary** for students who did an internship or research while a student was 11% higher than for those who did not. **(\$50,000)**



\$263,100

WAS DISTRIBUTED TO 61 MEMBERS OF THE
CLASS OF 2016 TO OFFSET THE COST OF
COMPLETING 67 UNPAID SUMMER INTERNSHIPS

Follow us on Twitter, Instagram, and Facebook



@CrusaderCareers



COLLEGE OF THE
Holy Cross

**Center for
Career Development**

Collaborating with the network of Holy Cross alumni, employers and campus partners, the **Center for Career Development (CCD)** shares expertise and engages students throughout their undergraduate career to translate the liberal arts experience into meaningful vocation and a lifetime of professional achievement.

College of the Holy Cross / Center for Career Development / Hogan Campus Center / Room 203
One College Street / Worcester, Massachusetts 01610-2395 / 508-793-3880 / careers@holycross.edu
www.holycross.edu/support-and-resources/career-planning-center